




样本做为宣传资料，若存在差异，以实物为准。
The sample is done for the propaganda materials, if there are differences, subject to material object.

U-TS系列伺服节能注塑机

U-TS series servo energy-saving injection molding machine

www.gosonly.com

U98-3400TS



SONLY 首力

浙江首力智能装备有限公司

地址: 宁波市慈溪滨海经济开发区灵绪路288号
邮编: 315311
电话: 0574-83876031 0574-63990188
传真: 0574-63780949

ZHEJIANG SONLY INTELLIGENT EQUIPMENT CO.,LTD
ADD: No. 288, LingXu Road, Cidong Binhai Industrial Zone, Ningbo
P.C.: 315311
TEL: 0574-83876031 0574-63990188
FAX: 0574-63780949



公众号二维码



网站二维码

2024.03版



浙江首力智能装备有限公司
ZHEJIANG SONLY INTELLIGENT EQUIPMENT CO.,LTD



1998

始创于
Founded in

60000

公司面积 (m²)
Company area (m²)

200+

公司员工
Company employees

5000+

年产量 (台/套)
Annual output (machines)

I 企业概况 Company profile

首力是专业提供塑料成型整体解决方案的高新技术企业，公司创建于1998年，位于“中国注塑机之都”宁波，集研发、制造、加工、检测、应用于一体，年生产能力达到5000台。

首力拥有6万平米现代化生产基地，各类大型先进精密加工和检测设备300余台套，拥有一批高素质、高学历的技术研发和管理团队、与知名高校联合建立研究生培养基地。

首力是工信部机械品牌示范企业，通过CE、ISO9001质量体系认证，已累计授权专利31项，拥有品类齐全的首力U-TS伺服机、U-TSH高速机、C8经典升级、全电动、二板机、F9超音速等多系列规格，涵盖了锁模力98吨-3400吨的全系列注塑机，在国内建立100多家销售网点，产品远销中东、南美、欧美、东南亚、独联体等国家和地区。

SONLY is a high technical company which established in 1998, professional at offering turnkey plastic injection project solution. SONLY factory located in Ningbo, "the city of injection molding machine". It has a whole production line including research & study, manufacturing, processing, inspection and application, with production capacity of 5000 sets each year.

SONLY has a modern production workshop of 60000 square meters, different kinds of big advanced precision equipment of more than 300 sets, a group of highly educated research team and management team.

SONLY is a machinery brand demonstration enterprise of the Ministry of Industry and Information Technology. It has passed CE, ISO9001 quality system certification and has accumulated 31 authorized patents. It has a complete range of U-TS servo machines, U-TSH high-speed machines, C8 classic upgrade machines, full electric injection machines, two platen machines, F9 supersonic and other series: specifications, covering a full range of injection molding machines with clamping force from 98 tons to 3400 tons, more than 100 sales outlets have been established in the country, and the products are exported to the Europe, Middle East, South America, Southeast Asia, Africa etc.

I 理念与价值观 Ideas and values

首力秉承“高效节能、精密稳定”的产品理念，为全球市场提供设计先进、功能完善、品质卓越的设备 and 更智慧的注塑解决方案。

Sonly adheres to the product concept of "high efficiency energy saving, precision with stability", providing advanced design, perfect function, excellent quality equipment and more highlight injection moulding solutions in the global market.

“创新、绿色、智能、开放、节能”是首力的品牌理念。我们践行“诚信、责任、务实、创新、利他”的价值观，服务万千用户，创造更优价值。

"Innovation, green, intelligence, openness and energy saving", this is the brand concept of Sonly. We practice the values of "integrity, responsibility, pragmatism, innovation and altruism" to serve thousands of customers and create better value.



公司优势 Company advantages



先进的研发技术水平
Advanced R&D technology level.

达到了同类产品国际先进水平，在设计、制造、装配、调试方面积累了丰富的经验，塑机设备机、电、液一体化的领先。

Our company has achieved international advanced level in the same industry in terms of R&D technology. We have accumulated rich experience in design, manufacturing, assembly, and debugging. Our injection molding machines are leading in terms of mechanical, electrical, and hydraulic integration.



专业的品质检测设施保障
Specialized quality testing facilities ensure quality control.

已完成专业的加工产品，通过公司内部检测中心专业完成。

We have completed the professional machining products, which are professionally tested through our internal testing center.



专业化的制造优势
Professional manufacturing advantage

液压、电控系统实现了专业化程度高，主机和大件毛坯的自主加工，与国外同类产品相比，制造工艺水平名列前茅。

Our hydraulic and electrical control systems are highly specialized, and we have independent processing capabilities for the main machine and large parts. Compared to similar products from overseas, our manufacturing process is among the best.



完善的自主生产能力
Complete independent production capability

公司投资6000余万元引进大型加工设备、精密加工中心等大型设备300余台套，实现完全自主生产制造能力。

The company has invested over 60 million yuan to introduce more than 300 sets of large-scale equipment, such as large-scale processing equipment and precision machining centers, and achieved complete self-production and manufacturing capabilities.



良好的供应链技术支持
Good supply chain technology support.

已与国内外知名企业建立了长期稳定、可靠的配套和技术支持的合作关系。

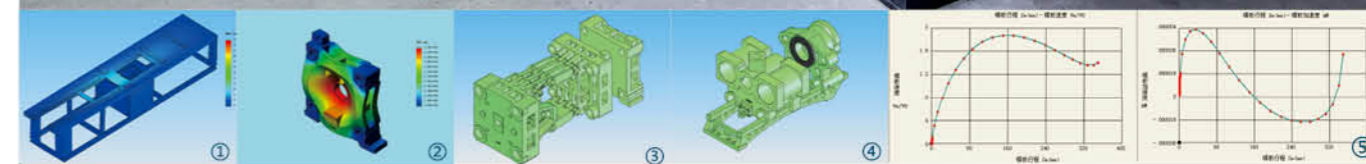
We have established long-term, stable and reliable strategic partnerships with well-known domestic and foreign enterprises for supporting and technical cooperation.



前瞻性的专利、标准
Forward-looking Patents and Standards


已获得31项专利授权

31 patents have been granted



产品核心竞争力

Product competitiveness



可选配电溶胶

Optional distribution sol



首力自成立以来专注注塑机，贴近客户的各种个性化需求，精心打造了从98-3400吨多个成熟机型，经市场考验，成为客户理想选择。

Since its establishment, Sonly has focused on injection molding machines, close to the various personalized needs of customers, and has carefully built more than 1,000 mature models from 98 to 3400 tons, which have been tested by the market and become an ideal choice for customers.



首力注塑机螺杆长径比大，塑化能力强，成型周期短，超高的塑化能力为整机运行效率高提供了保障；Sonly injection molding machine has a large diameter ratio, faster plasticization speed, short drying cycle, and ultra-high plasticizer capacity provide guarantee for the high efficiency of the whole machine.



首力自主研发的全新全连体结构，稳定可靠的伺服系统和零部件质量，为整机的性能稳定和重复精度高提供了保证。

The new full-body structure developed by the Sonly, stable and reliable servo system and parts quality, is provided for the performance stability and repeatability of the whole machineThe guarantee.



采用高品质的节能伺服系统，转动起速快，能耗更低。整套油路多重优化，包括降低运动阻力及能量损耗，确保了整机能耗低。功能稳定、操作便捷、自动监测。

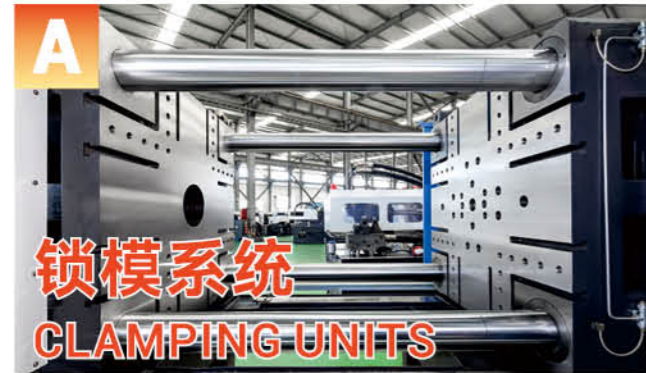
The high quality energy saving servo system is adopted, and the energy consumption is lower. Multiple optimization of the whole oil circuit, including reducing the movement resistance and energy loss, ensure the energy consumption of the whole machine is low. Stable function, convenient operation and automatic monitoring.

I 产品特点 Product features


A 锁模系统 CLAMPING UNITS

- ▶ 全新连体双曲肘五支点锁模机构,经过手工与软件详细测算,运行曲线更加平稳,开合模平稳更快,使用寿命更长
- ▶ 全新连体模板经过有限元软件分析,结构合理、维修方便、刚性好、强度高、变形小
- ▶ 电子尺附装于十字头,速度控制更加敏捷,有利于保护模具
- ▶ 润滑自动检测报警功能,可以有效的保证各节点润滑到位
- ▶ 与同级相比,我们拥有更大的拉杆内间距、容模量及开模行程,可以加工更大的塑料制品,机器的性价比高
- ▶ 弓形模板,有效保护模具,尤其适用于大模板小模具的场合

1. New conjoined hyperbolic elbow five fulcrum clamping mechanism, after a detailed calculation, manual and software running curve is more stable, smooth process is faster, and longer service life.
2. New conjoined template through finite element analysis software, reasonable structure, convenient maintenance, good rigidity, high strength, small deformation.
3. Electronic scale attached to cross, speed control is more agile is conducive to protect the mould
4. Lubrication automatic detection alarm function, can effectively guarantee the lubrication of all nodes in place.
5. Compared with the same, we have a bigger bar spacing, mold volume and open mold, processing more plastic products, the high cost performance of the machine.
6. Arched plate can protect mold effectively. Especially, in the mold is much smaller than plate situation.



锁模系统
CLAMPING UNITS



B 注射系统 INJECTION UNITS

- ▶ 桥式射台保证注射平稳,重复精度高
- ▶ 注射、保压压力闭环控制,背压精密控制
- ▶ 螺杆料筒上拆式结构,更换方便
- ▶ 高品质密封件有效保证压力与速度
- ▶ 可选配电溶胶,节能高效

1. the bridge beam injection ensure smooth, high repeat precision.
2. injection and holding pressure closed-loop control, precision back pressure control.
3. the structure of the screw on the cylinder demountable type, easy to change.
4. high quality seals, effectively guarantee the pressure and speed.
5. Optional power distribution melt adhesive, energy saving and high efficiency

注射系统
INJECTION UNITS

C 电控系统 ELECTRONIC CONTROL SYSTEM

- ▶ 采用伺服控制精密节能技术,可以节能70%以上
- ▶ 友好的操作界面
- ▶ 符合国际安全标准的电气回路设计
- ▶ 采用国际著名的电气元器件
- ▶ 多色报警装置,清晰显示机器状态
- ▶ 操作按钮箱采用自动定位功能专利,使用更加人性化

1. using energy-saving technology servo control precision, can energy saving more than 70%.
2. friendly operation interface.
3. comply with international safety standards of electrical circuit design
4. adopt international famous electric components.
5. multicolor alarm device, clear display machine status.
6. patent operation button box adopts automatic positioning function, use more human.



电控系统
ELECTRONIC CONTROL SYSTEM

D 液压系统 HYDRAULIC SYSTEM

- ▶ 采用世界著名液压元件,有效保障系统可靠性
- ▶ 最新液压系统设计,使能耗更省,反映更敏捷,使用更方便
- ▶ 可视化油口视窗,令油路的维护更可靠简单
- ▶ 油温报警装置,有效控制油液温度,保护液压元件和机械密封件
- ▶ 油箱内部采用喷塑处理
- ▶ 所有机架经过专门软件分析,使机器刚性更好,受力更合理

1. using energy-saving technology servo control precision, can energy saving more than 70%.
2. friendly operation interface.
3. comply with international safety standards of electrical circuit design
4. adopt international famous electric components.
5. multicolor alarm device, clear display machine status.
6. patent operation button box adopts automatic positioning function, use more human.



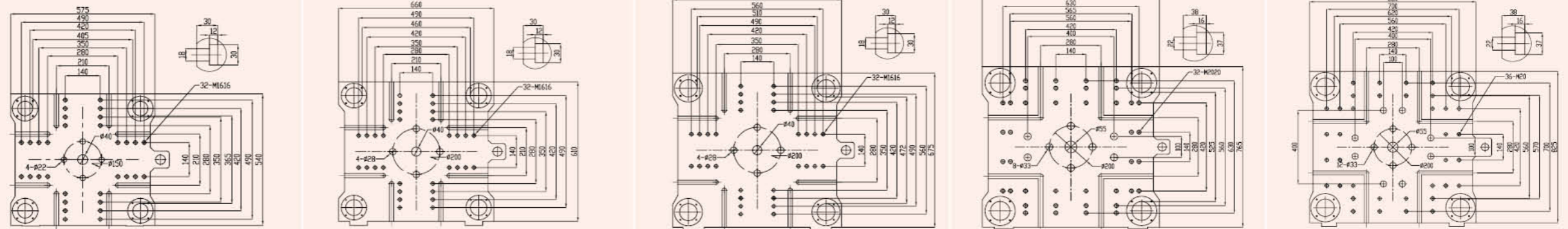
液压系统
HYDRAULIC SYSTEM

注塑机技术参数表

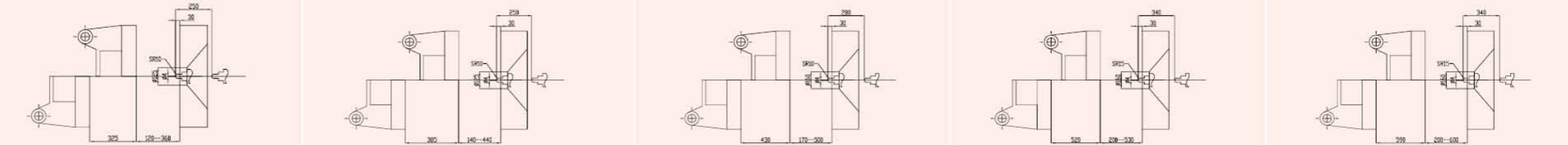
INJECTION MOLDING MACHING MACHINE TECHNOLOYG SPECIFICATION

规格	SPECIFICATIONS		U98TS			U140TS			U168TS			U218TS			U265TS		
国际公认型号 / 公称射胶能力	INTERNATIONALLY RECOGNIZED MODEL		310			430			600			1067			1209		
注射	INJECTION UNIT		A	B	C	A	B	C	A	B	C	A	B	C	A	B	C
注射装置 INJECTION																	
螺杆直径	SCREW DIAMETER	mm	32	35	38	38	40	45	40	45	48	45	50	55	55	60	65
螺杆长径比	SCREW RATIO	L/D	24.1	22	20.3	23.2	22	19.6	24.8	22	20.6	24.4	22	20	24	22	20.3
理论注射容量 (PS)	THEORETICAL SHOT VOLUME	cm ³	133.7	160.0	189.0	214.8	238.0	301.2	313.7	397.4	451.7	460.0	569.0	688.0	655.4	780.0	915.4
注射压力	INJECTION PRESSURE	MPa	232.1	194.0	164.6	199.4	180.0	142.2	191.1	151.0	132.7	227.5	184.3	152.3	184.5	155.0	132.1
理论注射重量 (PS)	THEORETICAL SHOT WEIGHT	g	122	146	172	195	217	274	285	361	411	419	518	627	596	710	833
理论注射重量 (PS)	THEORETICAL SHOT WEIGHT	oz	4.303	5.150	6.067	6.878	7.654	9.665	10.053	12.734	14.498	14.780	18.270	22.110	21.023	25.045	29.383
螺杆转速	SCREW SPEED	rpm		210			200			208			180			190	
锁模装置 CLAMPING DEVICE																	
锁模力	CLAMPING FORCE	KN		980			1400			1680			2180			2650	
移模行程	TOGGLE STROKE	mm		325			385			430			520			590	
拉杆内间距	SPACE BETWEEN TIE BARS	mm		405X365			460X425			510X472			565X525			620X570	
最大模具厚度	MAX MOULD HEIGHT	mm		360			440			500			530			600	
最小模具厚度	MIN MOULD HEIGHT	mm		120			140			170			200			200	
顶出行程	EJECTOR STROKE	mm		100			115			130			150			150	
顶出力	EJECTOR FORCE	KN		38			38			38			70			70	
顶出杆数	EJECTOR NUMBER			4+1			4+1			4+1			8+1			12+1	
模具孔直径	DIE HOLE DIAMETER	mm		125			125			160			160			160	
其他 OTHER																	
系统压力	SYS TEM PRESSURE	MPa		16			16			16			16			16	
普通电机功率	ORDINARY MOTOR POWER	KW		9			13			15			18.5			22	
加热功率	HETER POWER	KW		10			12.7			13.2			16.3			24.7	
油箱容积	TANK VOLUME	L		125			170			210			230			300	
机器重量 (约)	MACHINE WEIGHT (APPROX.)	Ton		2.8			3.9			5			7			9	
外形尺寸 (LxWxH)	OVERALL DIMENSIONS (LXWXH)	m		4.1x1.11x1.8			4.7x1.18x1.85			5.25x1.26x2.02			5.94x1.36x2.2			6.45x1.44x2.4	
伺服驱动器功率	SERVO DRIVE POWER	KW		11			18			22			22			30	

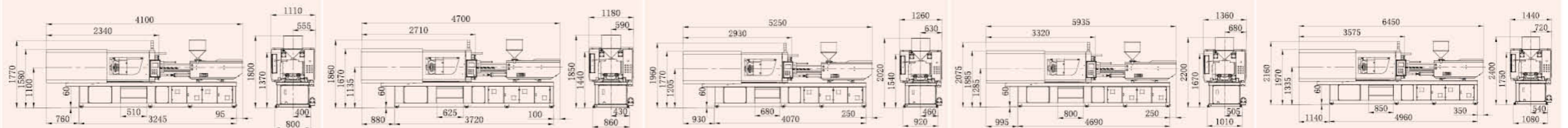
模板正面尺寸
PLATEN DIMENSIONS



模板侧面尺寸
PLATEN DIMENSIONS



机型外观尺寸
MODEL APPEARANCE SIZE



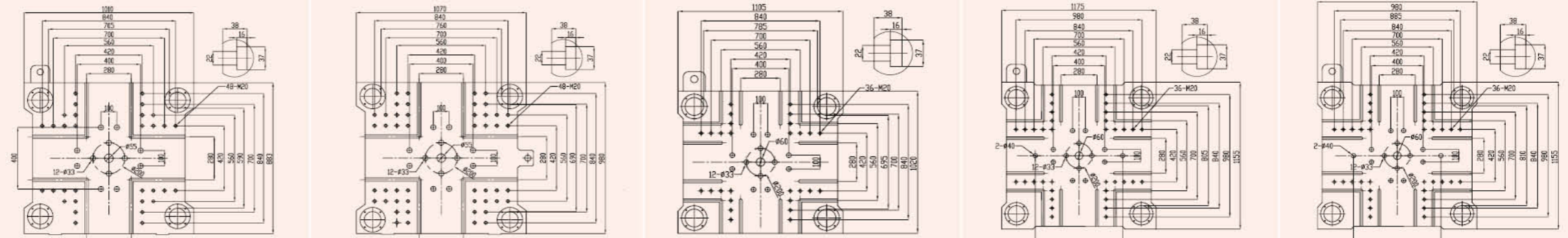
参数如有更新, 恕不另行通知。 Dimensions are subject to change without notice.

注塑机技术参数表

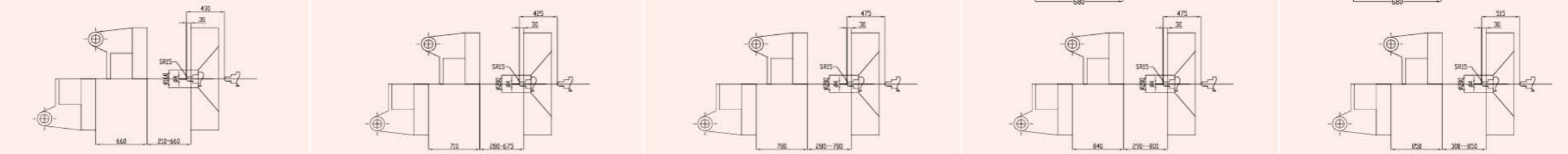
INJECTION MOLDING MACHING MACHINE TECHNOLOYG SPECIFICATION

规格	SPECIFICATIONS	U368TS			U400TS			U438TS			U530TS			U610TS			
国际公认型号 / 公称射胶能力	INTERNATIONALLY RECOGNIZED MODEL	2140			2590			2690			3300			4260			
注射	INJECTION UNIT	A	B	C	A	B	C	A	B	C	A	B	C	A	B	C	
注射装置 INJECTION																	
螺杆直径	SCREW DIAMETER	mm	65	70	75	70	75	80	75	80	85	80	85	90	85	90	95
螺杆长径比	SCREW RATIO	L/D	23.7	22	20.5	23.6	22	20.6	23.4	22	20.7	23.4	22	20.8	23.4	22	20.8
理论注射容量 (PS)	THEORETICAL SHOT VOLUME	cm ³	1177.8	1366.0	1568.1	1446.9	1661.0	1889.8	1727.1	1965.0	2218.3	1964.7	2218.0	2486.6	2388.0	2678.0	2938.0
注射压力	INJECTION PRESSURE	MPa	181.7	156.7	136.5	179.1	156.0	137.1	155.9	137.0	121.4	168.0	148.8	132.7	178.3	159.0	142.7
理论注射重量 (PS)	THEORETICAL SHOT WEIGHT	g	1072	1243	1427	1317	1512	1720	1572	1788	2019	1788	2018	2263	2174	2437	2715
理论注射重量 (PS)	THEORETICAL SHOT WEIGHT	oz	37.814	43.846	50.336	46.456	53.334	60.671	55.451	63.070	71.218	63.070	71.183	79.825	76.686	85.963	95.769
螺杆转速	SCREW SPEED	rpm	144			144			194			152			126		
锁模装置 CLAMPING DEVICE																	
锁模力	CLAMPING FORCE	KN	3680			4000			4380			5300			6100		
移模行程	TOGGLE STROKE	mm	660			710			780			840			850		
拉杆内间距	SPACE BETWEEN TIE BARS	mm	705X590			760X690			785X695			840X805			885X810		
最大模具厚度	MAX MOULD HEIGHT	mm	660			675			780			800			850		
最小模具厚度	MIN MOULD HEIGHT	mm	210			280			280			290			300		
顶出行程	EJECTOR STROKE	mm	170			170			170			225			225		
顶出力	EJECTOR FORCE	KN	90			90			90			152			152		
顶出杆数	EJECTOR NUMBER		12+1			12+1			12+1			12+1			12+1		
模具孔直径	DIE HOLE DIAMETER	mm	160			200			200			200			200		
其他 OTHER																	
系统压力	SYS TEM PRESSURE	MPa	16			16			16			16			16		
普通电机功率	ORDINARY MOTOR POWER	KW	37			37			45			45			45		
加热功率	HETER POWER	KW	27.9			33.6			33.6			38.3			42		
油箱容积	TANK VOLUME	L	600			700			750			900			900		
机器重量 (约)	MACHINE WEIGHT (APPROX.)	Ton	13			16			18			20			25		
外形尺寸 (LxWxH)	OVERALL DIMENSIONS (LXWXH)	m	7.45x1.9x2.46			7.67x1.95x2.53			8.3x2.0x2.53			8.6x2.05x3.0			9.2x2.15x3.0		
伺服驱动器功率	SERVO DRIVE POWER	KW	45			45			30+45			30+45			30+45		

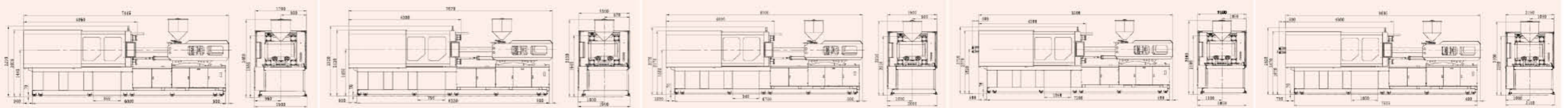
模板正面尺寸
PLATEN DIMENSIONS



模板侧面尺寸
PLATEN DIMENSIONS



机型外观尺寸
MODEL APPEARANCE SIZE



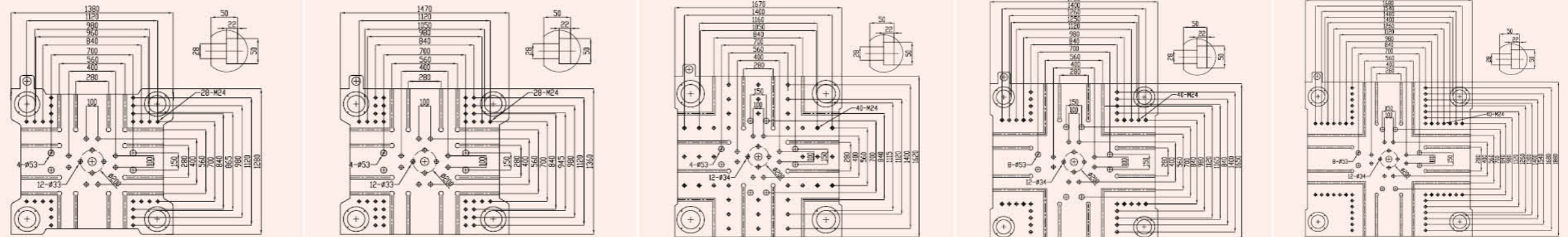
参数如有更新, 恕不另行通知。 Dimensions are subject to change without notice.

注塑机技术参数表

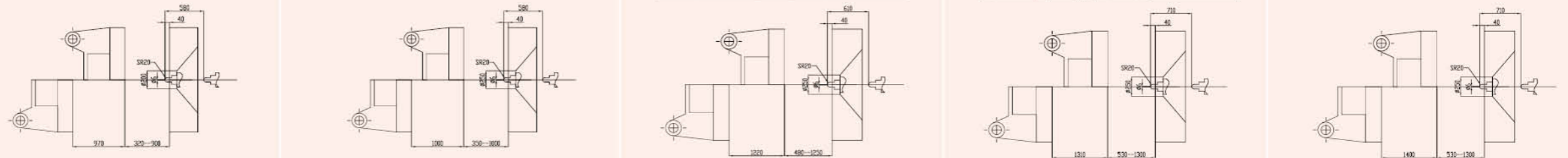
INJECTION MOLDING MACHING MACHINE TECHNOLOYG SPECIFICATION

规格	SPECIFICATIONS	U680TS				U800TS				U1080TS				U1200TS				U1550TS				
国际公认型号 / 公称射胶能力	INTERNATIONALLY RECOGNIZED MODEL	4966				4984				7798				8931				11573				
注射	INJECTION UNIT	A	B	C	D	A	B	C	D	A	B	C	D	A	B	C	D	A	B	C	D	
注射装置 INJECTION																						
螺杆直径	SCREW DIAMETER	mm	85	90	95	100	95	100	105	115	100	110	120	130	105	115	125	135	110	120	130	140
螺杆长径比	SCREW RATIO	L/D	23.3	22	20.8	19.8	23.2	22	21	19.1	24.2	22	20.2	18.6	24	22	20.2	18.7	24	22	20.3	18.9
理论注射容量 (PS)	THEORETICAL SHOT VOLUME	cm ³	2790.0	3128.0	3486.0	3862	3138.5	3477.6	3834.0	4599.1	4238.0	5129.0	6103.0	7163	4673.5	5606.1	6623.4	7725.6	5654.0	6729.0	7897.0	9158
注射压力	INJECTION PRESSURE	MPa	178.0	159.0	143.0	120	158.8	143.4	130.0	108.4	184.0	152.2	127.8	109	191.1	159.3	134.9	115.6	204.7	172.0	146.6	126.4
理论注射重量 (PS)	THEORETICAL SHOT WEIGHT	g	2567	2846	3207	3553	2887	3199	3527	4231	3856	4667	5553	6518	4300	5158	6094	7108	5145	6123	7186	8335
理论注射重量 (PS)	THEORETICAL SHOT WEIGHT	oz	90.547	100.388	113.122	125.326	101.834	112.840	124.409	149.242	136.052	164.624	195.947	229.951	151.675	181.940	214.956	250.723	181.485	215.980	253.400	294.004
螺杆转速	SCREW SPEED	rpm	126				104				105				117				96			
锁模装置 CLAMPING DEVICE																						
锁模力	CLAMPING FORCE	KN	6800				8000				10800				12000				15500			
移模行程	TOGGLE STROKE	mm	970				1000				1220				1310				1400			
拉杆内间距	SPACE BETWEEN TIE BARS	mm	960X865				1050X945				1160X1115				1250X1165				1480X1300			
最大模具厚度	MAX MOULD HEIGHT	mm	900				1000				1250				1300				1300			
最小模具厚度	MIN MOULD HEIGHT	mm	320				350				480				530				530			
顶出行程	EJECTOR STROKE	mm	265				265				350				350				350			
顶出力	EJECTOR FORCE	KN	212				212				246				246				246			
顶出杆数	EJECTOR NUMBER		12+1				12+1				20+1				20+1				20+1			
模具孔直径	DIE HOLE DIAMETER	mm	200				250				250				250				250			
其他 OTHER																						
系统压力	SYS TEM PRESSURE	MPa	16				16				16				16				16			
普通电机功率	ORDINARY MOTOR POWER	KW	30+37				37+37				45+45				45+55				55+55			
加热功率	HETER POWER	KW	45				60				70				82				97			
油箱容积	TANK VOLUME	L	1200				1200				1400				1400				1600			
机器重量 (约)	MACHINE WEIGHT (APPROX.)	Ton	6+23				9+26				11+36				12+42				18+47			
外形尺寸 (LxWxH)	OVERALL DIMENSIONS (LXWXH)	m	4.8x2.2x3.1		5.8x2.4x2.4		4.7x2.3x3.1		6.5x2.7x2.5		5.1x2.4x3.3		7.4x2.9x2.6		5.2x2.4x3.3		7.8x3.1x2.9		6.9x2.5x3.7		8.9x3.4x2.9	
伺服驱动器功率	SERVO DRIVE POWER	KW	37+45				45+45				45+55				55+55				45+45+45			

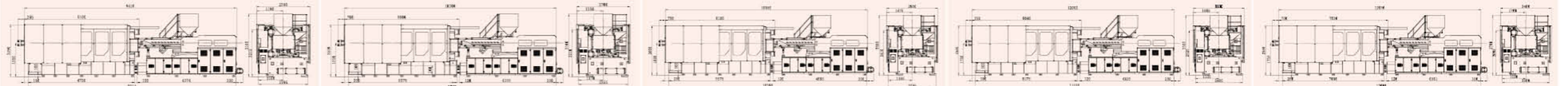
模板正面尺寸
PLATEN DIMENSIONS



模板侧面尺寸
PLATEN DIMENSIONS



机型外观尺寸
MODEL APPEARANCE SIZE

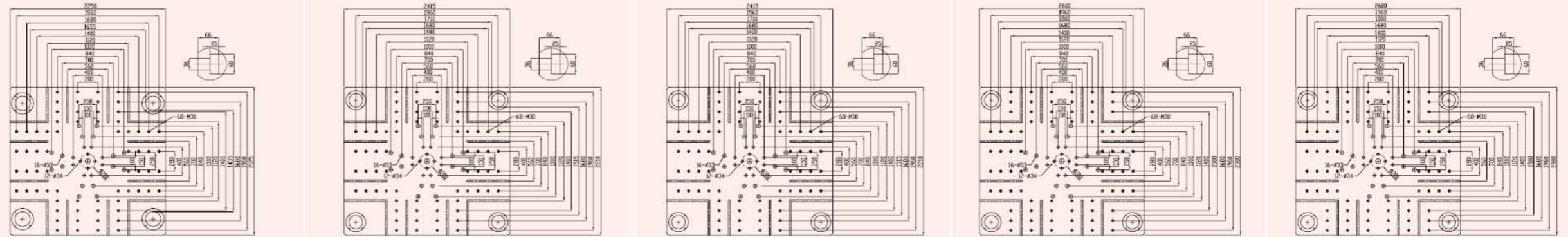


注塑机技术参数表

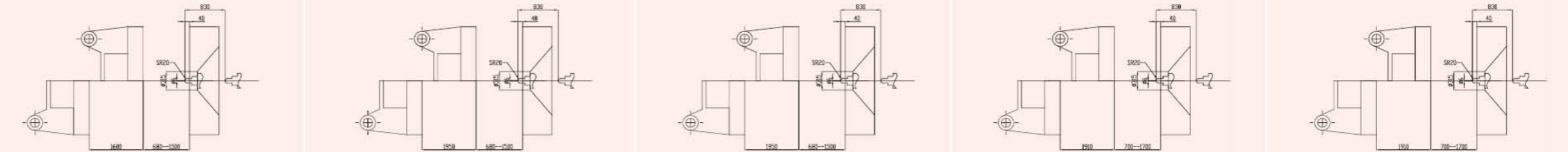
INJECTION MOLDING MACHING MACHINE TECHNOLOYG SPECIFICATION

规格	SPECIFICATIONS	U1850TS				U2000TS I				U2000TS II				U2250TS I				2250TS II				
国际公认型号 / 公称射胶能力	INTERNATIONALLY RECOGNIZED MODEL	14366				18445				22700				24297				28220				
注射	INJECTION UNIT	A	B	C	D	A	B	C	D	A	B	C	D	A	B	C	D					
注射装置 INJECTION																						
螺杆直径	SCREW DIAMETER	mm	120	130	140	150	130	140	150	160	180	140	150	160	170			185				
螺杆长径比	SCREW RATIO	L/D	23.8	22	20.4	19.1	23.7	22	20.5	19.3	20	23.7	22	20.5	19.3			20				
理论注射容量 (PS)	THEORETICAL SHOT VOLUME	cm ³	7476.0	8760.0	10159.0	11662	11281.6	13084.0	15019.9	17089.3	21619	14309.0	16426.1	18689.3	21098.4			27135				
注射压力	INJECTION PRESSURE	MPa	192.5	164.0	141.4	123.2	163.5	141.0	122.8	108	105	169.8	147.9	130.0	115.2			104				
理论注射重量 (PS)	THEORETICAL SHOT WEIGHT	g	6792	7972	9245	10613	10266	11906	13668	15551	19889	13164	15112	17194	19411			24964				
理论注射重量 (PS)	THEORETICAL SHOT WEIGHT	oz	239.581	281.204	326.108	374.363	362.123	419.972	482.125	548.546	701.565	464.689	533.454	606.948	685.208			880.496				
螺杆转速	SCREW SPEED	rpm	90				88				60				60							
锁模装置 CLAMPING DEVICE																						
锁模力	CLAMPING FORCE	KN	18500				20000				20000				22500				22500			
移模行程	TOGGLE STROKE	mm	1600				1950				1950				1910				1910			
拉杆内间距	SPACE BETWEEN TIE BARS	mm	1655X1435				1710X1515				1710X1515				1800X1580				1800X1580			
最大模具厚度	MAX MOULD HEIGHT	mm	1500				1500				1500				1700				1700			
最小模具厚度	MIN MOULD HEIGHT	mm	680				680				680				700				700			
顶出行程	EJECTOR STROKE	mm	400				400				400				500				500			
顶出力	EJECTOR FORCE	KN	363				363				363				490				490			
顶出杆数	EJECTOR NUMBER		28+1				28+1				28+1				28+1				28+1			
模具孔直径	DIE HOLE DIAMETER	mm	250				315				315				315				315			
其他 OTHER																						
系统压力	SYS TEM PRESSURE	MPa	16				16				16				16				16			
普通电机功率	ORDINARY MOTOR POWER	KW	45+45+45				45+55+55				55+55+55				45+55+55				55+55+55			
加热功率	HETER POWER	KW	118				130				140				140				150			
油箱容积	TANK VOLUME	L	2000				2000				2000				2500				2500			
机器重量 (约)	MACHINE WEIGHT (APPROX.)	Ton	24+96				24+96				25+96				26+115				28+115			
外形尺寸 (LxWxH)	OVERALL DIMENSIONS (LXWXH)	m	6.3x2.6x4.0		9.9x3.7x3.0		6.3x2.6x4.0		10.5x3.9x3.3		6.3x2.6x4		10.5x3.9x3.3		8.5x3.2x4.1		11.2x4.0x3.4		8.5x3.2x4.1		11.2x4.0x3.4	
伺服驱动器功率	SERVO DRIVE POWER	KW	37+37+45+45				45*4				45*4				45+45+55+55				45+45+55+55			

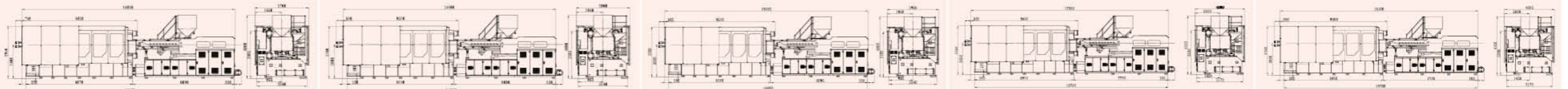
模板正面尺寸
PLATEN DIMENSIONS



模板侧面尺寸
PLATEN DIMENSIONS



机型外观尺寸
MODEL APPEARANCE SIZE



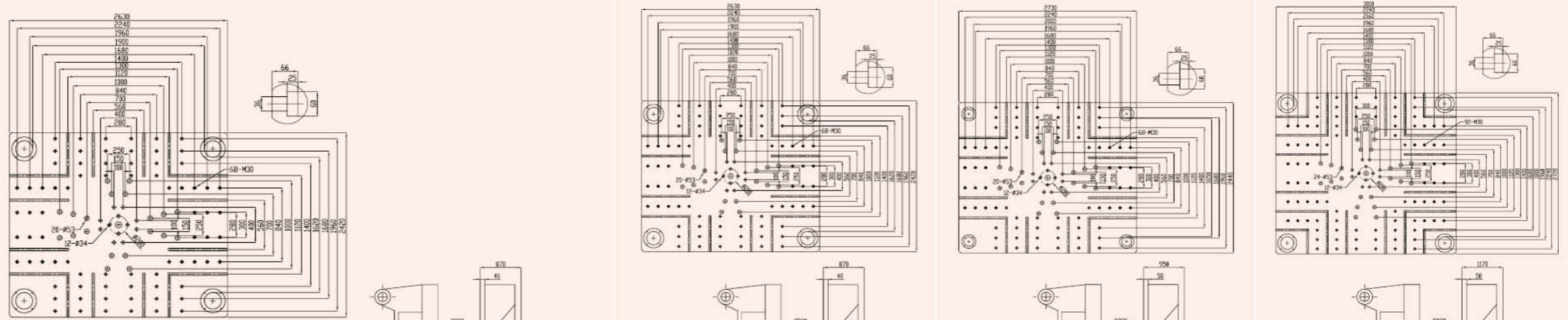
参数如有更新，恕不另行通知。 Dimensions are subject to change without notice.

注塑机技术参数表

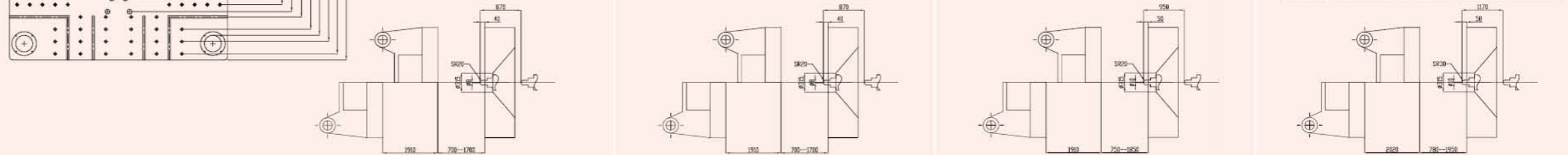
INJECTION MOLDING MACHING MACHINE TECHNOLOYG SPECIFICATION

规格	SPECIFICATIONS	U2500TS I				2500TS II	U2800TS	U3400TS			
国际公认型号 / 公称射胶能力	INTERNATIONALLY RECOGNIZED MODEL	27429				33326	59392	63000			
注射	INJECTION UNIT	A	B	C	D						
注射装置 INJECTION											
螺杆直径	SCREW DIAMETER	mm	140	150	160	170	190	200	220		
螺杆长径比	SCREW RATIO	L/D	23.7	22	20.5	19.3	20	20	20		
理论注射容量 (PS)	THEORETICAL SHOT VOLUME	cm ³	16455.3	18545.6	21100.8	23820.8	29755	44610.7	56991		
注射压力	INJECTION PRESSURE	MPa	169.8	147.9	130.0	115.2	112	133.1	140.0		
理论注射重量 (PS)	THEORETICAL SHOT WEIGHT	g	15139	17062	19413	21915	27374	41042	52432		
理论注射重量 (PS)	THEORETICAL SHOT WEIGHT	oz	580.378	654.103	744.225	840.160	965.480	144.678	1845.597		
螺杆转速	SCREW SPEED	rpm	60				60	56	45		
锁模装置 CLAMPING DEVICE											
锁模力	CLAMPING FORCE	KN	25000				25000	28000	34000		
移模行程	TOGGLE STROKE	mm	1910				1910	1910	2020		
拉杆内间距	SPACE BETWEEN TIE BARS	mm	1900X1620				1900X1620	2000X1650	2160X1800		
最大模具厚度	MAX MOULD HEIGHT	mm	1700				1700	1850	1950		
最小模具厚度	MIN MOULD HEIGHT	mm	700				700	750	780		
顶出行程	EJECTOR STROKE	mm	500				500	500	520		
顶出力	EJECTOR FORCE	KN	490				490	565	830		
顶出杆数	EJECTOR NUMBER		28+1				28+1	32+1	32+1		
模具孔直径	DIE HOLE DIAMETER	mm	315				315	315	315		
其他 OTHER											
系统压力	SYS TEM PRESSURE	MPa	16				16	16	16		
普通电机功率	ORDINARY MOTOR POWER	KW	45+55+55				55+55+55	55*4	55*4		
加热功率	HETER POWER	KW	150				160	180	220		
油箱容积	TANK VOLUME	L	3000				3000	3800	4800		
机器重量 (约)	MACHINE WEIGHT (APPROX.)	Ton	26+130				27+130	43+150	230		
外形尺寸 (LxWxH)	OVERALL DIMENSIONS (LXWXH)	m	8.7x3.2x4.2	11.4x4.1x3.4		8.7x3.2x4.2	11.4x4.1x3.4	9.1x3.3x4.2	12x4.2x3.4	11.1x3.4x5.0	12.4x4.4x3.6
伺服驱动器功率	SERVO DRIVE POWER	KW	45+55+55+55				55*4	55*4	55*5		

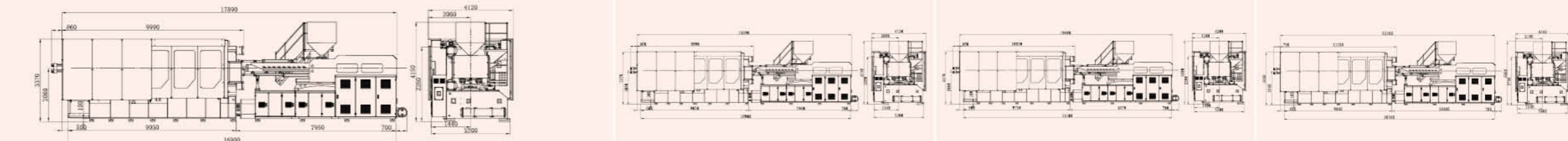
模板正面尺寸
PLATEN DIMENSIONS



模板侧面尺寸
PLATEN DIMENSIONS



机型外观尺寸
MODEL APPEARANCE SIZE



参数如有更新, 恕不另行通知。 Dimensions are subject to change without notice

标准配置 STANDARD FEATURES

● 射胶/溶胶部分

数控比例背压 (U680TS以上)
射嘴防滑罩 (可带电器保护)
自动清料功能
溶胶前后射退可选
多段料筒PID温控(4至7段)
射胶、溶胶故障自动检测
注射速度、压力、位置6段设定
保压速度、压力、时间5段设定
储料速度、压力、位置3段设定
防止螺杆冷启动功能
大扭矩油马达预塑
料筒温度闭环控制
喷嘴对中调节装置
螺杆测速装置

● Injection Units

Electronic back pressure control (above U680TS)
Nozzle cover (limit switch is optional)
Automatic material cleaning function
Injection seat back before/after plasticizing available
Multi-stage barrel PID temperature control (4-7 stages)
Injection/plasticizing failure auto detection
6-stage injection speed/pressure/position control
5-stage holding pressure speed/pressure/position control
3-stage material charging speed/pressure/position control
Screw protecting function to prevent movement before heating well
High torque oil motor
Barrel temperature closed loop control
Nozzle centering adjusting device
Screw speed detection device

● 锁模部分

机械安全机构
多段开合模压力速度位置控制
快速差动合模系统
自动调模功能
低压模保功能
电脑控制两段顶出前进后退动作
多种顶针控制功能可选
液压驱动齿轮调模装置
欧规T形槽结构
自动安全门 (U680TS以上)
机械电气双重保护装置

● Clamping Units

Mechanical safety structure
Multi-stage speed, pressure and position control for mold open/close
Fast differential mold clamping system
Automatic mold adjusting function
Low pressure mold protecting function
2-stage ejector forward/backward movement control in PLC
Different kinds of ejector control function
Hydraulic drive gear mold height adjusting device
T-slot platen design
Automatic safety door (above U680TS)
Mechanical and electrical safety protection devices

● 液压系统

吸油过滤系统
液压安全保护 (U680TS以上)
系统压力流量自动校正

● Hydraulic System

Oil filter system
Hydraulic safety protection (above U680TS)
Automatic system pressure and flow adjustment

● 控制系统

工模吹风
输入输出检视功能
自动保温及自动加热设定功能
射胶转保压采用时间/位置/时间+位置控制
动作斜率的独立调整
工艺参数锁定功能
多种操作语言

● Electronic Control System

Blow air valves
Input/output view function
Automatic temperature keeping and heating setting function
Adopts time/position/time with position control for injection to pressure holding
Independent adjustment of the action slope
Molding data locking function
Multi-language options in PLC

备选配置 OPEIONAL FEATURES

● 射胶/溶胶部分

加长射嘴
镀硬铬螺杆组件
双金属螺杆组件
专用螺杆组件
干燥料斗
料筒吹风装置
弹簧自锁射嘴
加大注射行程
可选配电溶胶

● Injection Units

Electronic back pressure control (above U680TS)
Hard chrome plating screw
Bimetallic screw
Special designed screw
Hopper dryer
Barrel blowing device
Spring self-locking nozzle
Extended injection stroke
Electrically dispensing melt adhesive is optional

● 锁模部分

加大容量量
加大顶针行程
开模机械限位装置
吊模架
加装模具隔热板
特殊模具安装孔

● Clamping Units

Increased injection volume
Extended ejector stroke
Molding opening mechanical limit switch
Mold lifter
Install mold insulation plate
Special designed mould mounting holes

● 液压系统

液压抽芯/旋转脱膜装置
独立油温控制系统
高响应伺服注射系统
高响应伺服开合模系统
同步顶出装置
加大油冷却器
加大一级油泵电机
氮气射胶装置
旁过滤器

● Hydraulic System

Hydraulic core-pulling/rotating demoulding device
Independent oil temperature control system
High response servo injection system
High response servo mold open/close system
Ejecting during mold opening
Enlarged oil cooler
Enlarged oil pump and motor
Nitrogen accumulator injection device
By-pass oil filter

● 控制系统

电动旋转脱膜装置
热流道接口
气辅注射装置
单色或多色警示灯
单相/三相单元插座
辅助急停开关
更改电源电压

● Electronic Control System

Electronic rotating demoulding device
Hot runner interface
Air-assisted injection device
Single/multi-color warning light
Single-phase/three-phase plug socket
Auxiliary urgent stop switch
Change machine power supply voltage

● 其他配置

● Other Equipment

免责声明:

1. 首力保留对样本中所描述产品进行改进的权利, 规格如有变更, 恕不另行通知。
2. 样本中的产品照片仅供参考, 产品以实物为准。
3. 样本中数据为首力实验室测试所得, 最终解释权归首力所有。

Disclaimer:

1. SONLY reserves the right to improve the products described in the sample, and the rules are subject to change without prior notice.
2. The product photos in the sample are for reference only, and the actual product shall prevail.
3. The data in the sample is obtained from SONLY's laboratory testing, and the final interpretation right belongs to SONLY.



民用家居



城市建设



其他



汽配

涉及行业及应用领域

INVOLVING INDUSTRIES AND APPLICATION FIELDS

作为高端基础制造设备，首力注塑机赋能包装、物流 & 环保、城市建设、家电、汽车配件、电子产品、日用品等众多行业绿色节能、持续发展，助力全球企业伙伴降本增效、提升竞争力。

As a high-end basic manufacturing equipment, Shouli injection molding machines enable green, energy-saving and sustainable development in many industries such as packaging, logistics & environmental protection, urban construction, home appliances, auto parts, electronic products, and daily necessities, helping global business partners to reduce costs, increase efficiency, and enhance competition force.



日用品



通讯电子



物流环保



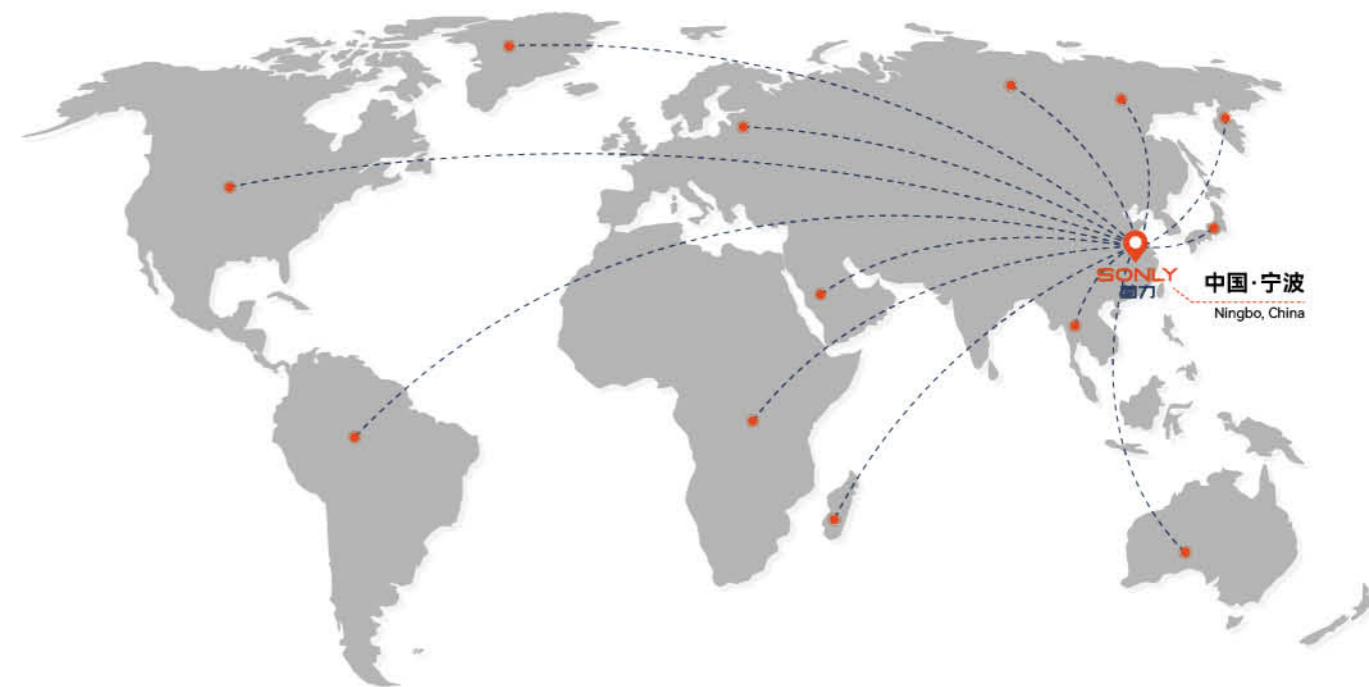
医疗

全球服务网络，打造峰值体验

GLOBAL SERVICE NETWORK TO CREATE PEAK EXPERIENCE

首力服务中心遍布全球，历经二十年沉淀，打磨出一套完善的服务体系，以最快的响应速度为客户解决问题。

Sonly service centers are located all over the world. After 20 years of precipitation, a complete service system has been polished to solve problems for customers with the fastest response speed.



 (+86)400-8120-669

7X24 小时电话全球响应，用机无忧，为用户打造峰值体验。
7X24 hours global phone response, carefree use of the machine, to create peak experience for users.